




2004-05 Volkswagen Touareg Lockout Procedure

MAKE/MODEL	TOOL	
2004-05 VOLKSWAGEN TOUAREG		
LINKAGE		
Interior Release Handle		
<ul style="list-style-type: none"> Using 1 or 2 wedges, carefully open a small gap at the upper rear of the right front door. Use a plastic strip or sheet to protect surfaces from scratching. Use a long reaching tool with an “L” tip on the end. Apply tape to the tool tip to help improve its ability to grip and protect interior trim from scratches. Insert the tool through the opening and maneuver the tip to contact the interior door release handle. Catch the handle and pull to unlock the door. A double pull may be necessary. <p>Clean the glass and all surfaces in the entry area before leaving the vehicle.</p> <p>CAUTION: Do not use excessive force. Wedge only as much opening as needed to avoid stress on the door glass.</p>		
		

March 2005